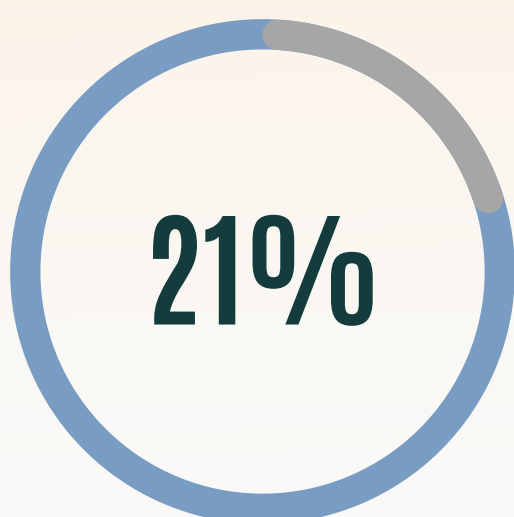


# WAGE AND EMPLOYMENT SURVEY

## 2022 RESULTS



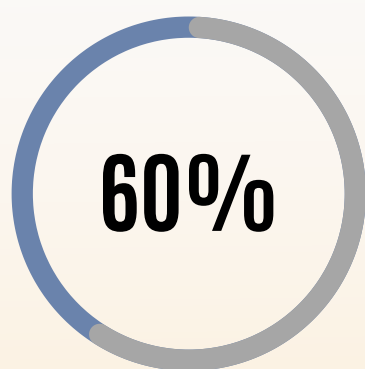
The average hourly wage of RVTs in British Columbia has increased from \$22.00 in 2020, to \$26.78 in 2022.

The highest (in clinic) paid wage reported was \$45.00, while the lowest was reported as \$20.00. The average hourly wage is comparable to Alberta RVTs at \$26.18 and slightly higher than Ontario RVTs at \$24.84.

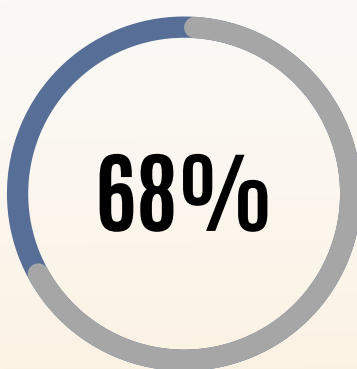
### Average Hourly Wage by Region



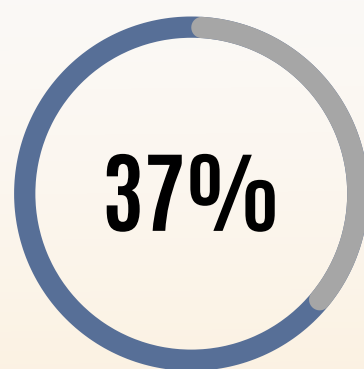
Image via WorkBC <https://curiocity.com/bc-labour-market-outlook-2021-2031/>



Clinics that hire only RVTs to perform tasks that would ideally be performed by an educated technologist. This is lower than the 64% reported in 2020.



RVTs that rate their overall wellbeing at 7/10 or higher.



Number of RVTs that completed the wage survey. The BCVTA currently has 1028 registered members. 385 of those members completed the survey.



The reported average years of service for an RVT in 2022 is 11 yrs. This number has decreased from 12 years of service as reported in 2020.